



A100

KE



42'8"



18'



LED

Lighting



Home

Automation




Wall

Mounted

The Genius A100 aluminum pergola has an elegant, slim design that makes it perfect for either residential or commercial installation. The roof design enables the fabric to seal against the patented side rails with a double gasket, directing rainwater to the integrated front gutter and downspouts. Structural rafter and post columns are engineered with strong and durable extruded aluminum profiles. Guide rails are attached to brackets to accommodate mounting on wall, soffit, or roof. The versatile A100 can alternatively be mounted on top of an existing structure.

Optional curtains or drop screens can be manual or motorized. Fabric options include a wide variety of screens or crystal-clear vinyl windows.



LED Lighting Options

- Optional dimmable LEDs create a warm, inviting outdoor space to be enjoyed all evening throughout the year. Choose from remote control or mobile app operation to control your pergola even when you're not at home.

Fabric Options - 3-ply waterproof construction


- Ferrari 602 is a waterproof blackout fabric that blocks 100% of damaging UV light and heat.
- Ferrari 502 is a waterproof semi-translucent fabric available in a wide variety of colors.
- Ferrari W96 is a clear coated, waterproof mesh to allow daylight but not rain to pass through.
- Optional gable end completes the enclosure for a finished appearance.



Standard frame colors



WHITE



CHARCOAL

KE





BELLA PLUS

WITH DROP VALANCE



26'



13' 5"



Full
Cassette



Semi-
Cassette



Home
Automation



LED
Lighting



Learn
More

Bella Plus is beautiful retractable awning that is available with either full cassette or semi cassette options and includes a bottom cover to help protect fabric from the elements.

Bella Plus features an expanded projection range up to 13' 5" and can be configured with either a manual or motorized drop valance for additional protection from low-angle bright sun (on models up to 11' 9" projection). Bella Plus has a versatile design that allows mounting to wall, soffit or roof.

Cassette Options




Semi Cassette



Semi cassette with
drop valance option



Full Cassette



Full cassette with
drop valance option



Bella Plus shown with roof mount option




Bella Plus shown closed

Benefits of Bella Plus

- Motorized drop valance available up to 11' 9" projection.
- LED lights are available on all projections.
- The internal tray supports the roller tube, allowing Bella Plus to accommodate widths up to 26' 0" without the need for center support brackets that can damage fabric through friction and abrasion.
- The hood and tray design allows the use of Somfy's Torque Sensing Motor Technology. The front rail of the full cassette model will continue to close flush against the cassette housing to prevent any gaps as a result of possible minor fabric stretching. The complete closure will fully retract the awning into the protective case system, keeping your fabric, retractable armature, framework and motor protected from damage due to rain, snow, ice, dust, dirt, squirrels and bird's nests.




Full cassette in closed position




Full cassette in open position

Standard frame colors



WHITE



CHARCOAL



BROWN



SAND



JET BLACK
(gloss)

Custom colors available only up to 10' 2" projection

KE





DOMINA

KE



20'
wide



11'9"
proj.



Full
Cassette



Home
Automation



LED
Lighting



Learn
More

Domina is a full cassette retractable awning. The lighter weight design combined with a reduced profile height enables wall, soffit, or roof mounted applications with a sleek, modern appearance and advanced operational technology.


Available in 5 color options, the stylish full cassette enclosure offers complete fabric and hardware protection from the elements. Domina can be wall, soffit or roof mounted.




Domina Features

- Classic design integrates into any architectural style.
- Full cassette design protects awning fabric.
- LED lights available.
- Motorized or manual operation.
- Limited lifetime warranty.


Standard frame colors




WHITE



CHARCOAL



BROWN



SAND



JET BLACK
(gloss)

KE





ELITE PLUS

KE



46'
wide



13' 6"
proj.



LED
Lighting



Home
Automation



Learn
More

Elite Plus is KE's most versatile retractable awning, with an adjustable "R-Pitch" shoulder that allows you to fine tune your late day sun protection. This optional feature is a patented, swivel wrist system that enables each corner of the awning to drop independently with a simple eyelet and manual hand crank system. The Elite Plus is a premium awning designed to last for a lifetime.



Elite Plus shown in closed position



R-Pitch System

Elite Plus Features

- Built-in level on front bar for precision R-Pitch adjustments
- Unique cross-arm functionality available on units down to 3' 8" width
- Up to 24' wide drop valance available on projections up to 11' 9"
- Overall pitch adjustment up to 50° for complete coverage
- Belt arms extend the life of your awning
- More than 500 fabrics to choose from
- Projections available:
5'3", 7'8", 8'6", 10'2", 11'9", 13'6"
- Widths from 3'8" to 46' (in 1/4" increments)
- Optional hood protects awning fabric from the elements



Elite Plus With Optional Drop Valance




Optional Cross-arm technology allows greater projection at smaller widths, down to 3'8"


Standard frame colors



WHITE



CHARCOAL



BROWN



SAND



JET BLACK
(gloss)

KE





EXTERIOR SCREENS



Exterior screens are an excellent solution for your home or office. They not only provide privacy, but also reduce solar heating of your interior space and control up to 99% of the sun's harmful UV rays that can cause skin damage and eye fatigue as well as fade furnishings and carpeting.

A wide variety of colors and styles are available to choose from so you can find the perfect fit for your decor and functional needs.

Sizes Available

CS4 (4" Cassette): Width 3' – 13', Drop: 3' – 10'

CS5 (5" Cassette): Width 3' – 20', Drop: 3' – 16'


CS6 (6" Cassette): Width 6' – 26', Drop: 3' – 16'

CS0 (Open Roller): Width 3' – 26', Drop: 3' – 16'



KE Storm Rail System

In testing, KE Storm withstood a test pressure of 78mph wind speed, including impact from a solid projectile at a speed of 34mph. Storm Rail is one of several fabric guidance options available on KE Exterior Screens.



Fabric Guidance Options

Storm Rail

Designed specifically to withstand high winds and impact from flying debris, Storm Rail uses a zipper guide system that is locked into the side rail and reinforced with a series of specially designed spring clips that absorb impact forces without causing the screen to pull away from the rail. Cross section comparison shown in image.



Zip Track

Fabric with welded side edge zipper offers a captured edge for fabric side retention and bottom hem bar end into a U shaped track with insert.



Recessed Zip Track

Inner and outer tracks are recessed into wall or columns and hidden from view upon final construction and installation.



Standard Track

U-shaped track rail with bottom hem bar end cap designed to move up and down inside the track opening.



Cable Guide

Wire top attachment to bracket or cassette guided through bottom hem bar end cap with optional attachments at the bottom.



Rod Guide

Stainless steel solid rod guidance with attachment to bracket or cassette guided through bottom hem bar end cap.




Free Hanging / No Guidance

Option with external bottom hem bar profile or concealed weight bar in fabric pocket without cable, track rail, or rod guidance assistance.


Standard frame colors




WHITE




CHARCOAL



BROWN



SAND



JET BLACK
(gloss)

KE





HYDRA

KE



19' 8"
width



16'
proj.



Full
Cassette



Home
Automation



LED
Lighting


Hydra is tension shading system that combines the flexibility of a retractable roof with the versatility to be mounted on top of an existing structure.

Available with either acrylic fabric or screen mesh, Hydra not only provides shade on demand, but also provides protection from light rain with its built-in water management system.

Standard frame colors




WHITE



CHARCOAL





HYDRA WALL

KE



19' 8"
width



16'
proj.



Full
Cassette



Home
Automation




LED
Lighting

- Versatile and elegant solution for protection from both sun and light rain.
- Choice of acrylic fabric or 4% open mesh.
- LED lights are available on all projections.
- A sophisticated, classic design that integrates easily into all styles of architecture.
- Roof, wall or soffit mounting.
- Includes full cassette and aluminum hood to protect fabric when not in use.
- Leg extensions available for additional pitch control.
- Manual drop valance available.

Standard frame colors



WHITE



CHARCOAL














Multiple units side by side



ISOLA 3



- 
 18'
wide
- 
 22'
proj.
- 
 LED
Lighting
- 
 Home
Automation
- 
 Wall
Mounted
- 
 Free
Standing
- 
 Arched
Roof
- 
 Modular
Layout
- 
 Hidden
Hardware
- 
 Integrated
Zip Rail
- 
 Optional
Glass

Isola 3 stands out for its characteristic, lowered-arch roof, which helps to reduce its overall dimensions and blend beautifully with virtually any architectural style. This pergola can be installed in two different ways – either wall-mounted and free-standing. Thanks to the advanced design of Isola 3’s integrated frame rail system, it can readily accommodate any combination of motorized side screens, curtains or sliding glass enclosures. Isola 3 can be highly customized with your choice of more than 500 different fabrics to accommodate any use, climate or individual creative vision.

A fully integrated, dimmable LED lighting system makes Isola 3 even more impressive at night, providing ambiance and fun while increasing safety and comfort. Complete automation is available with rain and sun sensors that allow for mobile app-control of all pergola features, even when you’re not there.



Learn
More




Isola 3 Features

- Isola 3's rails are constructed with integrated tracks to readily accommodate a variety of enclosure options, including screens, curtains and glass walls.
- Integrated LED lighting along the frame rails provides soft, pleasing illumination.
- Modular units can be connected together to create unlimited coverage area.
- Compatible with home automation systems.



Shown with color changing LED

Standard frame colors



WHITE



CHARCOAL

KE





The Pinnacle One is a retractable shading system that can be used individually or combined with multiple units. The Pinnacle One also features a cassette style housing that incorporates a brush to prevent debris from rolling up with the fabric into the unit.

Engineered with its own supporting frame structure, allows mounting without a pergola or substructure.



PINNACLE ONE



16'
wide



16'
proj.



Full
Cassette



Home
Automation


Features of Pinnacle One

- Corrosion resistant, powder coated aluminum components
- Combine single units up to 48' max. width
- Tensioned spring/cord system ensures taut fabric
- Single, double, or triple units are available
- Optional front drop down screens available
- Front legs available in 8' and 12' heights


Standard Frame Colors



White



Sand



Brown



Charcoal



Pinnacle One



The Pinnacle Two can be mounted on an existing unit or pergola and includes the same engineering features of the Pinnacle One without the front legs, for easy mounting to an existing structure.



PINNACLE TWO



16' wide	16' proj.	Full Cassette	Home Automation

Features of Pinnacle Two

- Specially designed self-cleaning debris brush
- Two different mounting brackets covers all applications
- Combine single units up to 48' max. width



Pinnacle Two

Standard Frame Colors

White	Sand	Brown	Charcoal





QUBICA

KE



23'
width



11'9"
proj.



Full
Cassette



Home
Automation



LED
Lighting




Learn
More

Qubica Flat combines the very best of functionality and style. Hardware and fasteners are hidden from view to create an elegant appearance. The optional Aki arm with integrated, recessed LED lighting creates a warm, inviting space to entertain well into the evening hours, or to brighten up a cloudy day.

Elegant and sophisticated even when closed, the Qubica awning offers greater outdoor luxury.



Qubica frame color options



WHITE



CHARCOAL

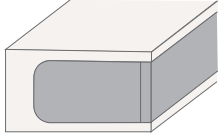


GREY

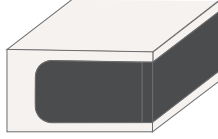
Qubica is offered in any combination of White, Charcoal or Grey as shown. Custom colors available.

Widths: 7'4" - 23'

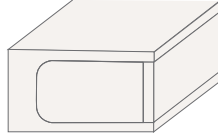
Projections: 5'3", 7'8", 8'6", 10'2", 11'9"



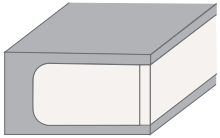
White / Grey



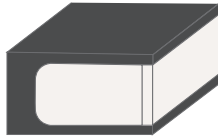
White / Charcoal



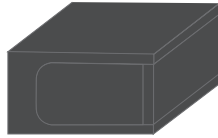
White / White



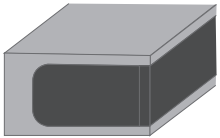
Grey / White



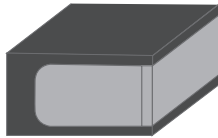
Charcoal / White



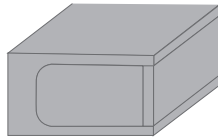
Charcoal / Charcoal



Grey / Charcoal



Charcoal / Grey



Grey / Grey



Standard Arm with LED Lighting



Optional Aki Arm with LED Lights and Hidden Fasteners



KE





REGAL



23'
width



11' 2"
proj.



Home
Automation



Learn
More

Style meets value in Regal, our most competitively priced custom made awning. Regal adds charm to any home and provides practical functionality and beauty at an attractive price.



Regal shown in the closed position



Shown with optional hood

Benefits of Regal

- Motorized or manual gear option
- Available in widths up to 23' and projections of 5' 3", 7' 8", 8' 6", 10' 2", and 11' 2"
- More than 500 fabrics to choose from
- Teflon coated bushings and stainless steel pins keep the unit quiet and maintenance free
- Optional aluminum hood protects awning fabric from the elements
- Regal provides heavy-duty performance at an affordable price



Standard frame colors



WHITE



SAND

KE





SPACE



23'
width



23'
proj.



Home
Automation



LED
Lighting

Space is a retractable shade system that can be mounted on top of any suitable structure, such as a wood pergola or similar structure you may already have. LED lights available.



Standard frame colors



WHITE



CHARCOAL





SPACE WALL

KE



23'
width



18'
proj.



Home
Automation




LED
Lighting


Space Wall is a retractable shade system that can be mounted to a wall, soffit, or roof. Space Wall has two supporting front legs. LED lighting is available.



Standard frame colors



WHITE



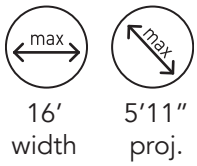
CHARCOAL

KE





TOPAZ



Topaz retractable, drop-arm cassette window awning is perfect for windows up to 16' wide. The spring-loaded arm guarantees fabric tension for a smooth, finished appearance. The awning can be dropped to a 160° position, just short of vertical, while allowing some light in from the open sides.

The sleek design of the front rail fits flush against the cassette housing for a more elegant and compact appearance when the unit is closed.



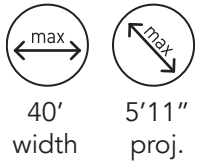
Standard frame colors





ONYX


KE



Onyx is an open-roller, drop-arm window awning available in widths up to 40'. A spring-loaded arm maintains tension for a smooth fabric surface. The arms can be dropped to a 160° position, just short of vertical, while still allowing light to enter through the open sides of the awning. An optional hood with side covers is available to protect the closed awning from the elements and provide a beautiful, finished appearance.



Standard frame colors



WHITE



BROWN



SAND

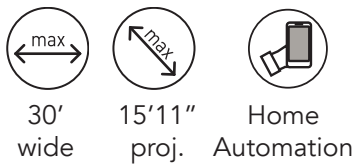
KE





TRIUMPH

KE



Triumph allows for a maximum projection of 15'11" — a massive 480 square feet of shade. Available with optional motorized drop valance up to 15'1", Triumph has you covered from every sun angle. Triumph can be mounted on a wall, soffit or roof in order to maximize vertical height when desired.





TRIUMPH ROOF MOUNT




TRIUMPH RETRACTED

Standard frame colors



WHITE



CHARCOAL



SAND

KE





A2C



42'8"	26'3"	LED	Home	Wall	Free
		Lighting	Automation	Mounted	Standing

Gennius A2C is a pergola for all seasons. Available in single freestanding, double freestanding or top-mounted configurations, A2C is a durable aluminum pergola with a retractable roof. The PVC fabric roof retracts fully to reveal open sky when desired and closes to a water-tight seal when closed. Rainwater is directed into a system of integrated gutters and downspouts. Aluminum rails and posts are engineered for durability and excellent performance, season after season.

Gennius A2C Single Freestanding.....Max width 42'8" x Max proj 23'10"

Gennius A2C Wall Mounted.....Max width 42'8" x Max proj 26'3"

Gennius A2C Double Freestanding.....Max width 42'8" x Max proj 47'3"





Standard frame colors



WHITE



CHARCOAL





ISOLA 2



- 
 18'
wide
- 
 29'6"
proj.
- 
 LED
Lighting
- 
 Home
Automation
- 
 Wall
Mounted
- 
 Free
Standing
- 
 Arched
Roof

The Isola 2 is a beautifully crafted, retractable roof, aluminum pergola system. Fully waterproof, it is installed level, with no slope required. Isola 2 can be installed as a freestanding unit, wall mounted, or without legs, as a retractable roof over any suitable substructure.

The roof is slightly arched to direct rainwater into a system of hidden gutters that drain down through the columns to ground level. The design of the square columns, eaves and roof system make the Isola 2 extremely compact and aesthetically beautiful. Accessorize Isola 2 with dimmable LED lights, motorized screens, clear vinyl windows and Somfy® sun, wind, or rain sensors to add automation to the pergola. Available in Charcoal or White.



Isola 2 Features


- Pre-engineered design for easy installation
- Integrated rain management provides waterproof protection
- Optional LED lighting provides soft, dimmable illumination on demand
- A variety of side enclosure options available
- Limited lifetime warranty on frame



Standard frame colors



WHITE



CHARCOAL









KE





KEDRY PLUS



- 
 13'
wide
- 
 26'6"
proj.
- 
 LED
Lighting
- 
 Home
Automation
- 
 Wall
Mounted
- 
 Free
Standing
- 
 Louver
System
- 
 Optional
Glass

KEDRY PLUS is a beautifully designed, pre-engineered, aluminum pergola system perfectly suited for a wide variety of residential or commercial applications. It provides adjustable shade and air circulation, while offering a waterproof solution for any weather. Kedy Plus is installed level and does not require pitch. Water runoff is managed by a system of internal gutters that direct water down through the vertical posts, avoiding edge drips and pooling. It's easy to enclose your space with year-round weather protection, including an extensive variety of transparent, light filtering and darkening fabrics.

Automation is easily achieved with the use of smartphone and tablet apps for convenient remote control of the system. Compatible with most home automation systems.



Kedry Plus Features

- All Kedry pergolas are pre-engineered for easy integration into construction plans.
- Internal gutters provide invisible rainwater management.
- Optional LED lighting provides soft, dimmable illumination on demand.
- A variety of side enclosure options available.
- Limited lifetime warranty on frame.



Standard frame colors



WHITE



CHARCOAL

KE





KEDRY PRIME



14'9"
wide



19'8"
proj.



LED
Lighting



Home
Automation



Wall
Mounted



Free
Standing



Louver
System



Modular
Layout



Hidden
Hardware



Integrated
Zip Rail



Glass
Enclosure

KEDRY PRIME represents the gold standard in pre-engineered, aluminum pergola systems. Suited to a wide variety of commercial and residential applications, Kedry Prime is tasteful and luxurious as well as functional and innovative.

Keep your guests comfortable with the motorized, movable louver blade roof system that protects your guests from the hot sun as well as rain and snow. Water runoff is managed by a system of internal gutters that direct water through and down the vertical posts, avoiding edge drips and pooling.

Create your desired footprint with Kedry's modular design that allows units to be connected side by side to create any desired size of protected space. It's easy to enclose your space with year-round weather protection, including an extensive variety of transparent, filtering and darkening fabrics. Fabrics roll up and disappear entirely within the pergola's frame.

Innovation and Automation is easily achieved with the use of state-of-the-art automation technology using smartphone and tablet apps for convenient remote control of the system.



Benefits of Kedry Prime

- Integrated LED lighting along the frame rails provides soft, pleasing illumination
- Modular units can be connected together to create unlimited coverage area with minimum posts
- A variety of enclosure options available
- Covered by a Limited Lifetime Frame Warranty



Learn More




Shown with integrated vertical screen



Standard frame colors



WHITE



CHARCOAL

KE





KEPLAN



15'
wide
Freestanding



17'
proj.



18'
wide
Wall-mounted



19'
proj.



LED
Lighting



Home
Automation



Wall
Mounted



Free
Standing

KEPLAN is a durable, aluminum pergola with a retractable roof. The waterproof PVC fabric folds neatly as the roof slides back to reveal open sky above. Available in freestanding (4 posts) and wall-mounted (2 posts).

Keplan is installed flat, with no need for pitch. There are no gutters. Rather, the gently arched roof directs rainwater to both sides and off the edge of the roof. Innovative, adjustable columns allow Keplan to install easy on uneven ground where other systems may present a challenge. A wide variety of roof fabric colors is available. Automation is easily achieved with a smartphone app or connection to any popular home automation system.





Standard frame colors



WHITE



CHARCOAL

